

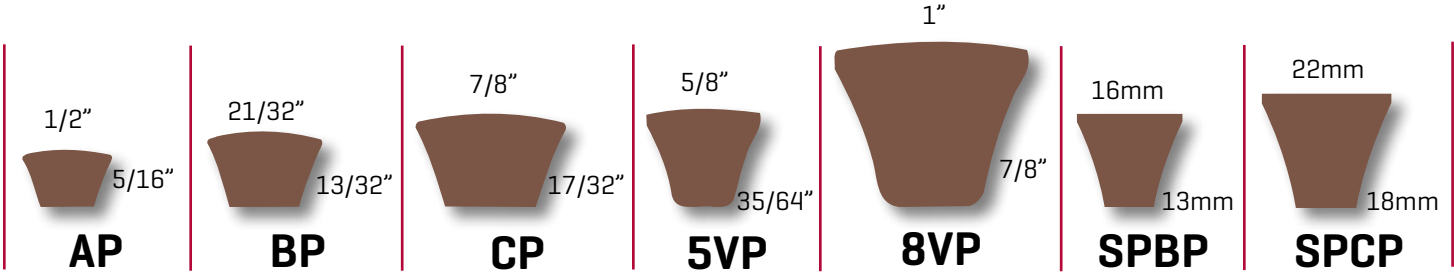


BELT I.D. CHART

For comprehensive product information see Gates Industrial Power Transmission Systems Catalog No. 19993

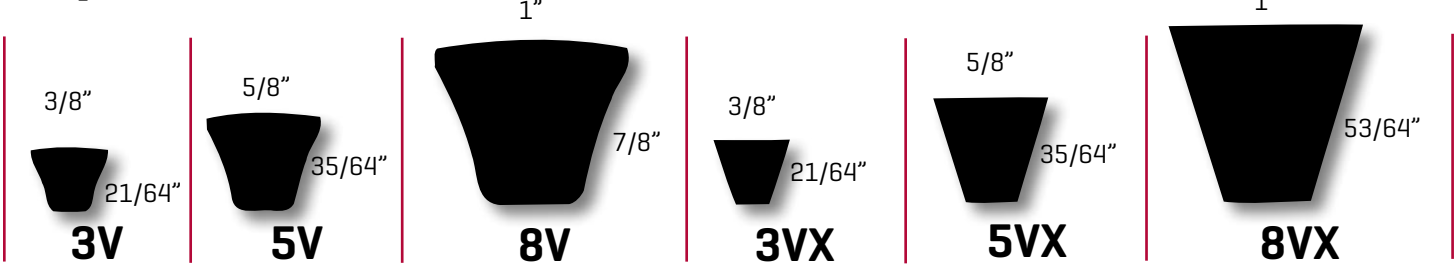
Single V-Belts

Predator® V-Belts



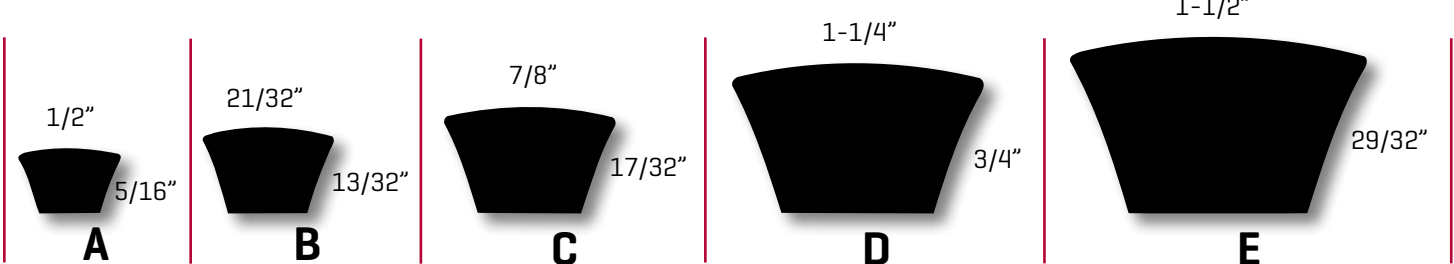
Aramid tensile cords provide superior service on high impact, shock-loaded drives.

Super HC® V-Belts



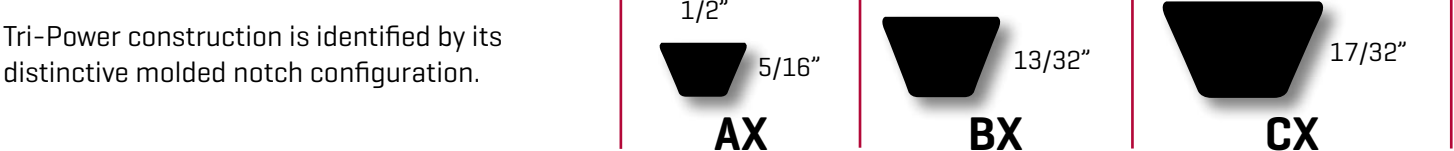
Combine cross section designation with Outside Circumference (O.C.) to the nearest whole number, plus a zero to determine Belt Part Number. Example: 5/8" top width 5VX belt with 80" O.C. equals 5VX800 V-Belt. X designates molded notch construction.

Hi-Power® II V-Belts

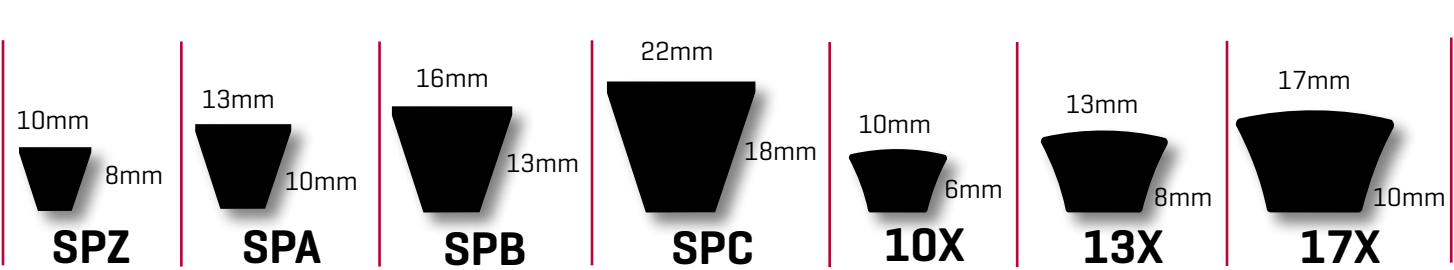


Combine cross section designation plus Inside Circumference (I.C.) to determine Belt Part Number. To calculate I.C., subtract the following values from the O.C.:
Cross Section A B C D E
Subtract from O.C. 2" 3" (Above 210", 1.0") 4" (Above 210", 2.0") 5" (Above 210", 3.0") 7" (Above 210", 4.0")
DUBL-V belts are available in AA, BB, CC and DD cross sections.

Tri-Power® V-Belts

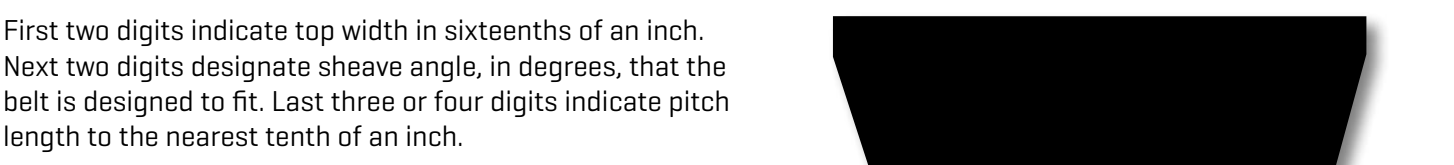


Metric Power™ V-Belts



Molded notch construction is available in lengths under 3,000mm only.

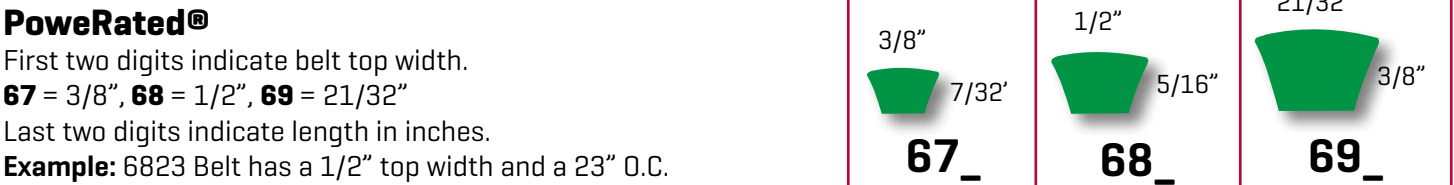
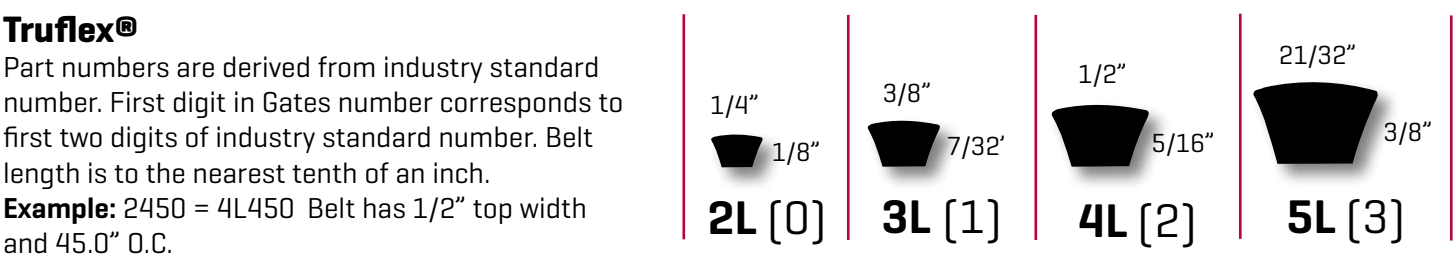
Multi-Speed Belts



Example: 2326V310 Belt

23 Top Width in 16ths of an inch: 23/16" = 1-7/16"	26 Sheave Angle in Degrees (26)	V Multi-Speed	310 Pitch Circumference to the nearest 10th inch: 31.0"
---	--	----------------------	--

Truflex® & PowerRated® Light Duty V-Belts



PowerBand® Joined Belts

Made by joining two or more single V-Belts with a permanent, high strength tie-band. PowerBand belts prevent turn-over or jumping off the sheave problems associated with heavily shock loaded drives using individual belts. PowerBand belts use the same system of size and length designation as individual belts.

Predator® PowerBand® Belts

Available in CP, 3VP, 5VP and 8VP sections.

Super HC® & Super HC® Molded Notch PowerBand® Belts

Available in 3V, 3VX, 5V, 5VX and 8V sections.

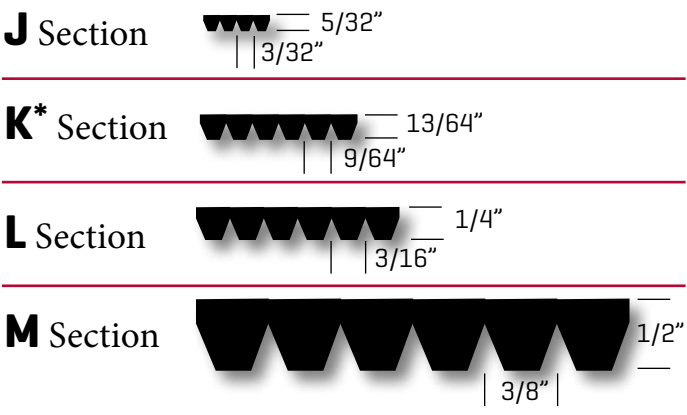
Hi-Power® II PowerBand® Belts

Available in A, B, C and D sections.

Micro-V® Belts

Identified by a three-part system consisting of:
(1) A standard length designation
(2) Cross Section
(3) Number of ribs

Example: 780L12 Belt
(1) An effective length of 78"
(2) L cross section
(3) 12 ribs wide

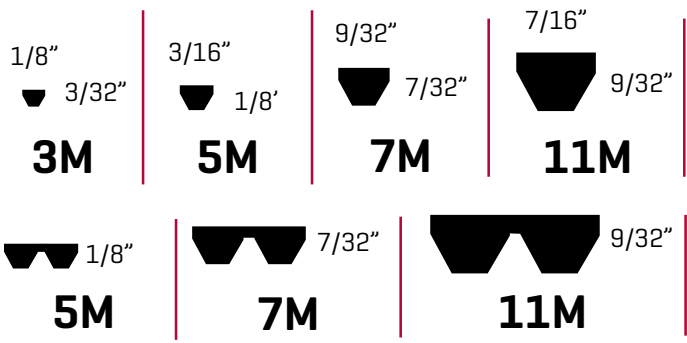


*Automotive Product

Polyflex® and Polyflex® JB® Belts

Identified by a three-part system consisting of:
(1) Number of Strands
(2) Top width of belt in mm
(3) Length in mm

Example: 3/7M850 Belt:
(1) 3 strands
(2) 7M profile
(3) An effective length of 850mm



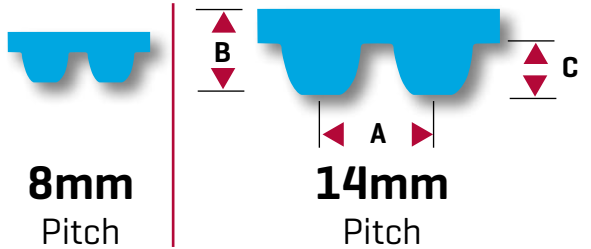
Synchronous Belts

All synchronous belts are identified in a similar manner, in either English or metric units. Belts are identified by:
1. Pitch: Distance in inches or millimeters between two adjacent tooth centers as measured on the belt pitch line.
2. Pitch Length: Total length (circumference) in inches or millimeters as measured along the pitch line. It is equal to the pitch multiplied by the number of teeth in the belt.
3. Width: Always shown as the last part of the size designation. Denotes width in inches or millimeters.

Poly Chain® GT® Carbon™ Belts

Examples: 8MG-640-12 Belt 8MX-22S-12 GT2 Sprocket

Standard Widths (mm)	A	B	C
8mm	12, 21 36, 62	8mm .315 in.	5.9mm .233 in.
14mm	20, 37 68, 90, 125	14mm .552 in.	6mm .236 in.




Note: Gates recommends that Poly Chain® GT®Carbon™ belts run only in Poly Chain® GT®2 sprockets when used for new applications. Gates recommends that Poly Chain® GT® Carbon™ belts be used for replacement belts in Poly Chain® GT®2 sprockets.

PowerGrip® GT®2 Belts

Examples: 640-8MGT-20 Belt P22-8MGT-20 1108 Sprocket 5MR-300-09 Belt P18-5MGT-15 Sprocket

Standard Widths (mm)	A	B	C
8mm	4, 6, 9 12, 21, 30, 37, 50, 85	2mm .0787 in.	1.52mm .060 in.
3mm	6, 9, 15	3mm .1181 in.	2.41mm .095 in.
5mm	9, 15, 25	5mm .197 in.	3.81mm .150 in.
8mm	12, 20, 30	8mm .315 in.	5.59mm .220 in.
14mm	40, 55, 85	14mm .552 in.	9.91mm .390 in.



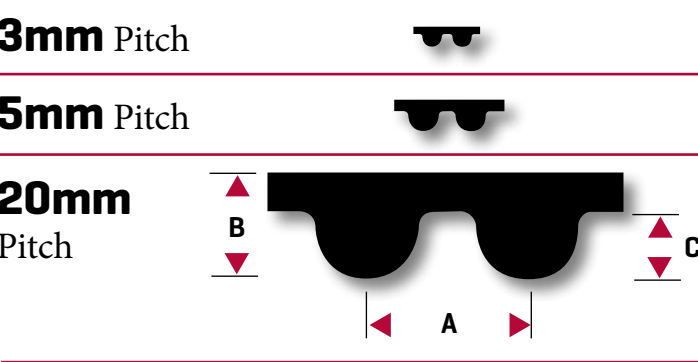
Note: PowerGrip® GT®2 belts must be used with PowerGrip® GT®2 sprockets for new designs.
Note: 8mm and 14mm pitch PowerGrip® GT®2 belts can be used to replace non-Gates curvilinear belts in most instances. Reference gates.com/interchange for specific interchange information.

**5mm pitch also available in Poly Chain® construction. See Catalog No. 19993.

PowerGrip® HTD® Belts

Examples: 350-5M-15 Belt P28-5M-15AL Sprocket

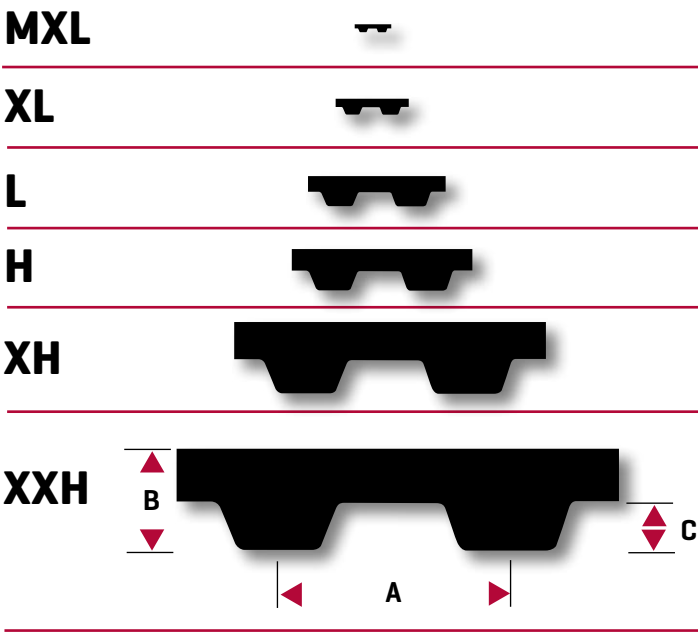
Standard Widths (in.)	A	B	C
3mm	6, 9, 15	3mm .1181 in.	2.41mm .095 in.
5mm	9, 15, 25	5mm .197 in.	3.81mm .150 in.
20mm	115, 170 230, 290, 340	20mm .787 in.	13.2mm .520 in.



PowerGrip® Timing Belts

Examples: 210L100 Belt TL18L100 Pulley

Standard Widths (in.)	A	B	C
MXL	1/8, 3/16 1/4	2.03mm .080 in.	1.14mm .045 in.
XL	1/4, 3/8	5.08mm .200 in.	2.29mm .090 in.
L	1/2, 3/4 1	9.53mm .375 in.	3.60mm .140 in.
H	3/4, 1 1-1/2, 2, 3	12.70mm .500 in.	4.10mm .160 in.
XH	2, 3, 4	22.23mm .875 in.	11.20mm .440 in.
XXH	2, 3, 4, 5	31.75mm 1.250 in.	15.70mm .620 in.



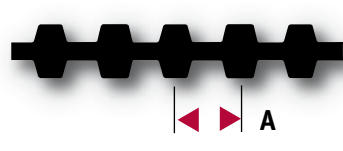
PowerGrip® Twin Power® Belts

Example: TP800H100 Belt

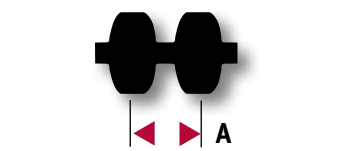
Twin Power® PowerGrip® Timing Belts

Standard Widths (mm)	A
XL	1/4, 3/8 .508mm .200 in.
L	1/2, 3/4 1 9.53mm .375 in.
H	3/4, 1 1-1/2, 2, 3 12.70mm .500 in.

Timing



GT®2



Example: TP1200-8MGT-20 Belt (GT2)

Twin Power® PowerGrip® GT®2 Belts

Standard Widths (mm)	A
3mm	6, 9, 15 3mm .118 in.
5mm	9, 15, 25 5mm .197 in.
8mm	20, 30, 50 85 8mm .315 in.
14mm	40, 55, 85 115, 170 14mm .552 in.


Synchro-Power® Polyurethane Belts

Example: T5-270-8

Synchro-Power® Belts

A	
T2.5	2.5mm .098 in.
T5	5mm .197 in.
T10	10mm .394 in.
AT5	5mm .197 in.
AT10	10mm .394 in.
DT5	5mm .197 in.
DT10	10mm .394 in.

Timing



Metric


Example: 270H075U

Synchro-Power® Timing Belts

	A
MXL	2.03mm .080 in.
XL	5.08mm .200 in.
L	9.53mm .374 in.
H	12.70mm .500 in.

Round Belts

Round Endless



Power Round™ Heavy-Duty Construction

