


# STARTRITE

## Horizontal band cut-off machines



*Sterling*  
MACHINERY EXCHANGE

[www.SterlingMachinery.com](http://www.SterlingMachinery.com)

Catalog H-84



# 7 in. capacity models—H175 Series


All machines in this series can be used either in the horizontal or vertical position – within seconds! The mobile attachment can be added at any time to any wet or dry model quickly and easily. This new style of portability makes for safer movement of the machine and prevents coolant spillage on wet models.

## Features:


- $\frac{3}{4}$ h.p. totally enclosed motor.
- Solid carbide blade guides with rollers.
- $\frac{3}{4}$ in. wide blade.
- Totally enclosed transmission.
- Quick acting 45° vise.
- Easy blade loading from the top.
- Low voltage protection.
- Quick and simple speed change.
- Self propelled blade brush.
- Coolant application through both guides.
- Easily adjusted head feed.
- Blade guards easily removed.
- Automatic shut off at end of cut.



Model H175W



Model H175D  
Table for vertical sawing  
is standard equipment.




Model H175MW  
mobile machine

**Sterling**  
MACHINERY EXCHANGE

[www.SterlingMachinery.com](http://www.SterlingMachinery.com)





Transmission and belt guard.



Rear view of Model H175W with optional in-feed roller table.

MODEL	H175D	H175W	H175MD	H175MW
Model type	Dry	Wet	Mobile/Dry	Mobile/Wet
Capacity* Horiz. position at 90° at 45°	7in. x 11in. (178mm x 280mm) 5¼in. dia. (130mm dia.)			
Capacity Vert. position	Max. height under guide 12½in. (320mm) Throat depth. 8in. (200mm)			
Totally enclosed motor	¾h.p. (0.6kW) 115V-60hz 1 phase only			
Blade	¾in x 8ft 2in. x 0.035in. (20mm x 2490mm x 0.9mm)			
Blade speeds No. Range	3 60-100-160 f.p.m. (18-30-48 m/min).			
Bed height	22½in. (571mm)		26¼in (666mm)	
Band wheel dia.	11in. (280mm)			
Coolant tank capacity	N.A.	4¼ U.S. gal (16 liters)	N.A.	4¼ U.S. gal. (16 liters)
Net weight-lb(kg)	257(117)	320(145)	279(127)	297(135)
Shipping Weight-lb(kg)	312(142)	370(168)	334(152)	352(160)

**Standard equipment includes:**

Totally enclosed ¾ h.p. motor.

Electricians have under voltage and overload protection.

Vertical table assembly.

Stock stop assembly.

10-tooth hard back blade.

Operator manual.

**Optional equipment:**

Set of casters.

Stock stand.

In-feed table (only on models H175D and H175W without casters).

Flushing hose.

www.SterlingMachinery.com

#### Standard equipment includes:

Totally enclosed 3/4 h.p. motor.  
Electrics have under voltage and overload protection.  
Vertical table assembly.  
Stock stop assembly.  
10-tooth hard back blade.  
Operator manual.


#### Optional equipment:

Set of casters.  
Stock stand.  
In-feed table (only on models H175D and H175W without casters).  
Flushing hose.

\*Capacity chart giving full details together with dimension drawing on pages 13 and 14.



# 10 in. capacity model-H225



Model H225W

These models are medium capacity machines designed both for production and intermittent sawing.

**Features:**


- Solid carbide blade guides with rollers.
- 1in. wide blade.
- Totally enclosed transmission.
- Quick acting 45° vise with calibrated quadrant.
- Easy blade loading from the top.
- Low voltage protection.
- Quick and simple blade speed change.
- Self propelled blade brush.
- Coolant application through both guides.
- Easily adjusted head feed.
- Blade guards easily removed.
- Automatic shut off at end of cut.




MACHINERY EXCHANGE

[www.SterlingMachinery.com](http://www.SterlingMachinery.com)






Vise showing angle setting.



Transmission and belt guard.



Rear view of model H225 showing optional in-feed roller table.


MODEL	H225	<b>Standard equipment includes:</b> Totally enclosed 1½ h.p. motor. 115 volt control circuit with under voltage and overload protection. Stock stop assembly. 6-tooth hard back blade. Operator manual.  <b>Optional equipment:</b> Set of casters. Stock stand. In-feed roller table. Flushing hose. Discharge tray.
Model type	Wet	
Capacity*	10in. x 16in. (250mm x 400mm)	
Totally enclosed motor	1½ h.p. (1.1kW)	
Blade	1in. x 11ft. x 0.035in. (25mm x 3353mm x 0.9mm)	
Blade speeds	No. 5	
Range	50-80-125-200-300 f.p.m. (15-24-38-61-90 m/min.)	
Bed height	24¾in. (630mm)	
Band wheel dia.	14in. (355mm)	
Coolant tank capacity	6 U.S. gal. (23 liters)	
Net weight	828lb. (375kg)	
Shipping weight	913 (414kg)	

www.SterlingMachinery.com

\*Capacity chart giving full details together with dimension drawing on pages 13 and 14.



# 10 in. capacity model-H250 (manual)



Model H250M

This extra heavy duty model with a wide cast iron bed provides still greater capacity and performance plus additional horsepower.


**Features:**

- Solid carbide blade guides with rollers.
- 1in. wide blade.
- Totally enclosed transmission.
- Quick acting 45° vise with calibrated quadrant.
- Easy blade loading from the top.
- Low voltage protection.
- Quick and simple speed change.
- Self propelled blade brush.
- Coolant application through both guides.
- Easily adjusted head feed.
- Blade guards easily removed.
- Automatic shut-off at end of cut.
- Cast iron work table.
- Additional blade speeds in the higher range.




[www.SterlingMachinery.com](http://www.SterlingMachinery.com)





Vise showing angle setting.



Transmission and belt guard.



Rear view of model H250M showing optional in-feed roller table.

MODEL	H250M	<b>Standard equipment includes:</b> Totally enclosed 1½ h.p. motor. 115 volt control circuit with under voltage and overload protection. Stock stop assembly. 6-tooth hard back blade. Operator manual.  <b>Optional equipment:</b> Set of casters. Stock stand. In-feed roller table. Flushing hose. Discharge tray.
Capacity*	10in. x 18¾in. (250mm x 475mm)	
Totally enclosed motor	1½ h.p. (1.1kW) 1 phase or 3 phase	
Blade	1in. x 11ft. 11in. x 0.035in. (25mm x 3632mm x 0.9mm)	
Blade speeds No. Range	5 50-80-125-200-300 f.p.m. (15-24-38-61-92 m/min)	
Bed height	27⅞in. (708mm)	
Bandwheel dia.	14in. (355mm)	
Coolant tank capacity	8¼ U.S. Gal. (32 liters)	
Net weight	948 lb (430 kg)	
Shipping weight	1036 lb (470 kg)	




[www.SterlingMachinery.com](http://www.SterlingMachinery.com)

\*Capacity chart giving full details together with dimension drawing on pages 13 and 14.



# 10 in. capacity model-H250 (automatic)



Model H250A

A completely automatic machine, hydraulically actuated with exceptionally fast production rates and a high degree of accuracy. The standard machine cuts stock to predetermined lengths from 3/16in. to 24in. and the number of pieces to be cut can also be pre-set.

Optimum production efficiency can be obtained by using weld-edge blades, but the machine will accept any alloy or hard back blade.

**Features:**


- Solid carbide blade guides with rollers.
- 1in. wide blade

- Totally enclosed transmission.
- Easy blade loading from the top.
- Low voltage electrical circuit control.
- Quick and simple blade speed change.
- Self-propelled blade brush.
- Coolant application through blade guides.
- Easily adjusted head feed.
- Blade guards easily removed.
- Additional blade speeds in the higher range.
- Stock retracted from blade at end of cut.
- Automatic shut-off at end of stock bar and after pre-set number of cuts.




[www.SterlingMachinery.com](http://www.SterlingMachinery.com)







Stock stop with rapid adjustment.



Transmission and belt guard.



Control panel.



Roller feed vise jaws.



Rear view of machine showing optional in-feed roller table.

(998500) 5/8/96

MODEL	H250A	<b>Standard equipment includes:</b> Totally enclosed 2 h.p. blade drive motor (1/4 h.p. hydraulic pump motor, 1/4 h.p. stock feed motor). 115 volt control circuit with under voltage and overload protection. Push button control panel. Pre-set counter and Jog Feed Control. Flushing hose. 6-tooth alloy blade. 14 in. Cast iron bandwheels. Operator manual. In-feed roller table. <b>Optional equipment:</b> Stock stand. Outboard material support assembly (for semi-automatic operation). 60" Automatic feed.
Capacity*	10in. (250mm) dia.	
Totally enclosed motors - 3 phase only	Blade drive 2 h.p. (1.5kW) Hydraulic Pump 1/4 h.p. (0.2kW) Stock Feed 1/4 h.p. (0.2kW)	
Blade	1in. x 10ft. 6in. x 0.035in (25mm x 3200mm x 0.9mm)	
Blade Speeds No Range	5 50-80-125-200-300fpm (15-24-38-61-92 m/min)	
Band wheels dia.	14in. (355)	
Bed height	28in. (710mm)	
Coolant tank capacity	8 1/4 U.S. Gal. (32 liters)	
Net weight	1138lb (516kg)	
Shipping weight	1237lb (561kg)	


\*Capacity chart giving full details together with dimensions drawings on pages 13 and 15.

**Sterling**  
MACHINERY EXCHANGE

www.SterlingMachinery.com



# 13 in. capacity model-H325



Model H325  
Shown with optional swivel base.

Large capacity, ruggedly built with features usually found on higher priced machines, i.e. 1 1/4" wide blade, infinitely variable blade speeds.

**Features:**


- Totally enclosed transmission.
- Quick-clamp 45° vise with calibrated quadrant.
- Easy blade loading from the top.
- Magnetic motor starter w/overload and low voltage protection and 110 volt control.

- Fully guarded.
- Self propelled rotary blade cleaning brush.
- Coolant application through both guides.
- Infinitely variable blade speed.
- Infinitely variable feed pressure.
- Stock stop.
- Solid carbide guides with rollers.
- 1 1/4 in. blade.
- Automatic shut off at the end of cut.
- Disconnect switch.

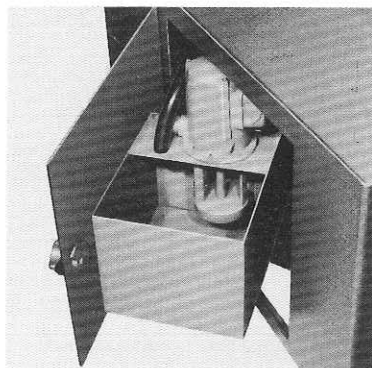


[www.SterlingMachinery.com](http://www.SterlingMachinery.com)







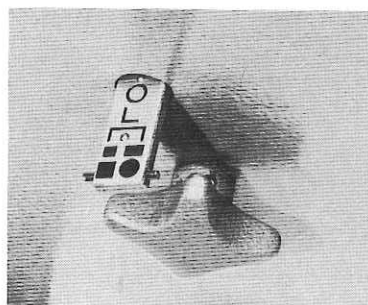
Infinitely variable speed drive with totally enclosed fan cooled motor.




Coolant tank with pump and motor, door mounted for easy access.




Blade Guides—(left & right assemblies) Solid carbide w/rollers for preliminary twist of 1¼" blade.  
Controlled coolant flow provided both sides of cut.



Feed pressure adjustment according to type and size of solids, structurals, pipe or tubing.



Optional Bundle Cutting attachment. Easily installed and removed. 1" x 1" (25 x 25mm) to 4.3" x 4.3" (110 x 110mm) capacity.

MODEL	H325	<b>Standard equipment includes:</b> All motors and controls. Bi-metal blade. Stock stop. Operators/parts manual.  <b>Optional equipment:</b> Set of casters. Stock stand. Infeed roller table. Flushing hose kit. Bundle cutting attachment. Swiveling stock stop. Swiveling-turnstyle base, 90°-45°.
Model type	Manual-Wet	
Capacity* 	13in. (330mm) 13in. x 18in. (330mm x 457mm)	
Totally enclosed motor—3 phase only	2 h.p.	
Blade	1¼in. x 12ft. 6in. x .042in. (32mm x 3810mm x .11mm)	
Blade speeds	60-410 f.p.m. (18-125 m/min)	
Bed height	24½in. (625mm)	
Bandwheel dia.	16½in. (420mm)	
Coolant tank capacity	5 U.S. Gal. (18½ liters)	
Net weight	1200lb (545kg)	
Shipping weight	1355lb (616kg)	


\*Capacity chart giving full details together with dimensions drawings on pages 13 and 15.

**Sterling**  
MACHINERY EXCHANGE

[www.SterlingMachinery.com](http://www.SterlingMachinery.com)




# General features—all models




## Blade changing

Easy blade loading from the top on all models and quick removal of guards.




## Blade tension

Blade tension is applied by handwheel.




## Blade guides

Carbide guides with rollers and blade cleaning brush.




## Discharge tray

Optional equipment on Model series H225 and H250.




## Blade welder (optional equipment)

For welding up to 1 in. blades and complete with blade shear and grinder for flash removal.



## Flushing hose

Standard or optional as indicated.



## Stock stand

Optional equipment for each model in the range.

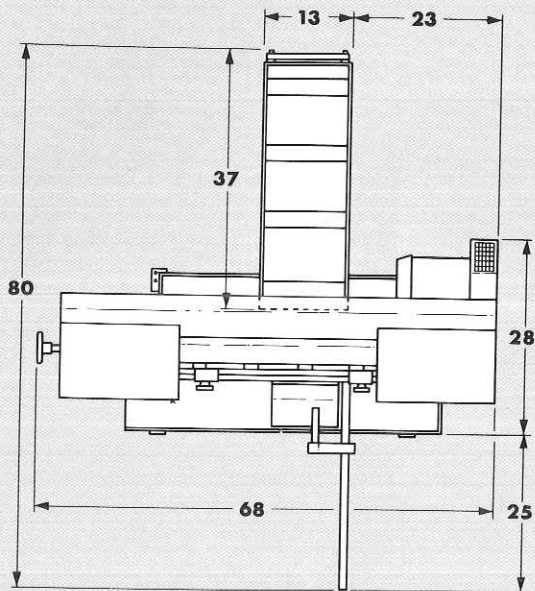


MACHINERY EXCHANGE

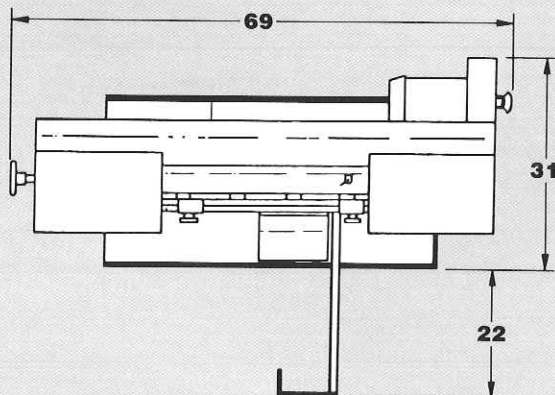
[www.SterlingMachinery.com](http://www.SterlingMachinery.com)



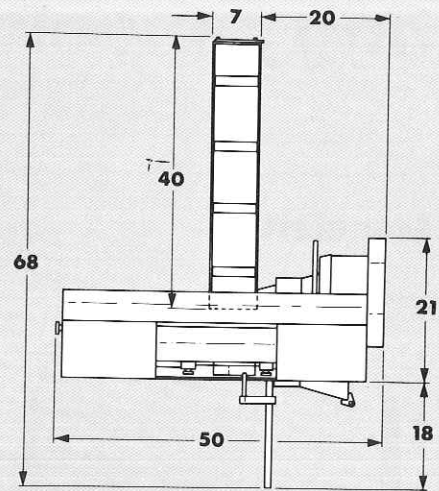
# Dimensions



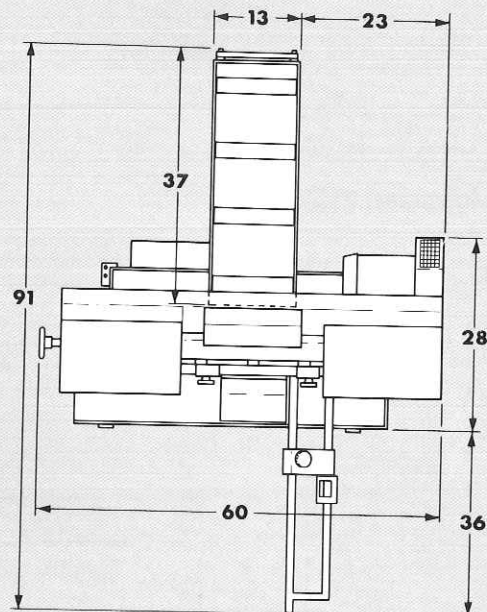
**Model H250M** fitted with roller stock table.  
Overall height: 44in. Height with head raised: 75in.



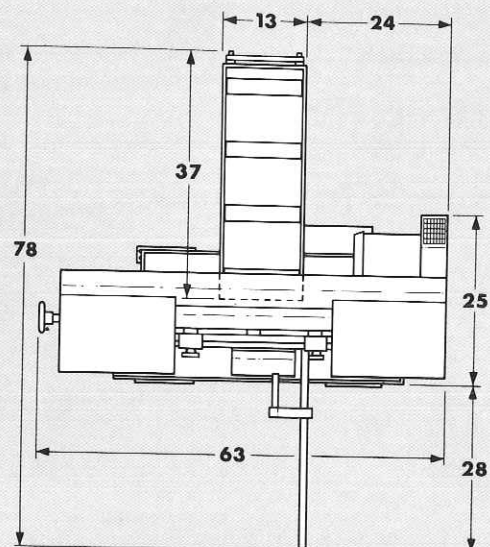
**Model H325** Overall height: 45in. Height with head raised: 76in.



**Model H175** fitted with roller stock table. Overall height: 35in.  
Height with head in vertical position: 57in.



**Model H250A** fitted with roller stock table.  
Overall height: 47in. Height with head raised: 70in.



**Model H225** fitted with roller stock table. Overall height: 42in. Height with head raised: 69in.



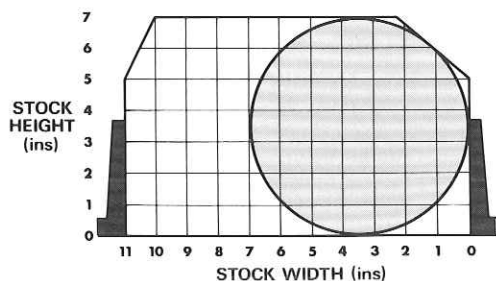
All dimensions are shown in inches

[www.SterlingMachinery.com](http://www.SterlingMachinery.com)

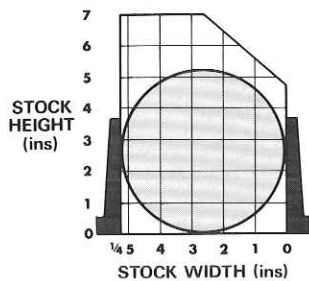


# Cutting capacities

## Model H175

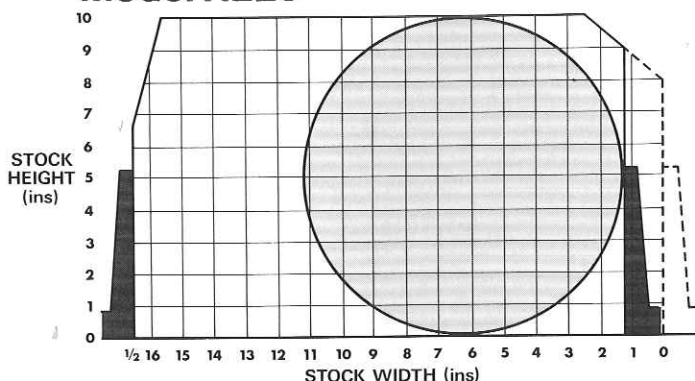


Cutting capacity at 90°

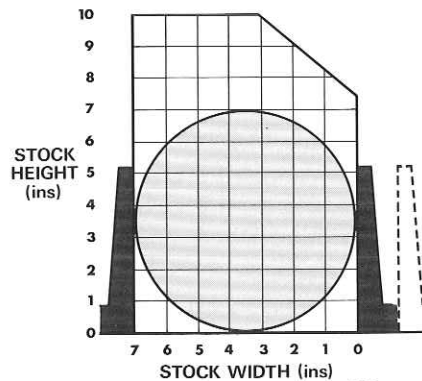


Cutting capacity at 45°

## Model H225

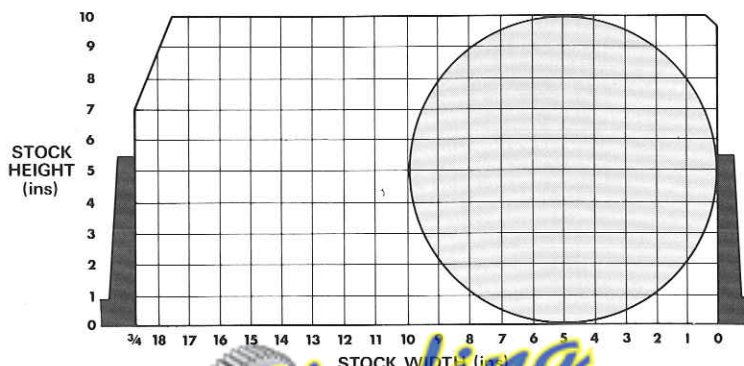


Cutting capacity at 90°

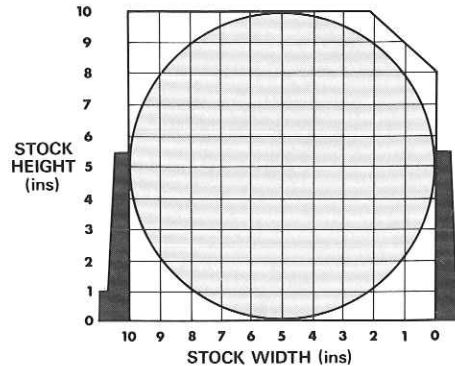


Cutting capacity at 45°

## Model H250M



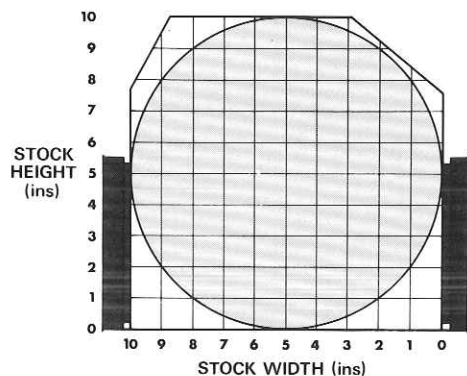
Cutting capacity at 90°



Cutting capacity at 45°

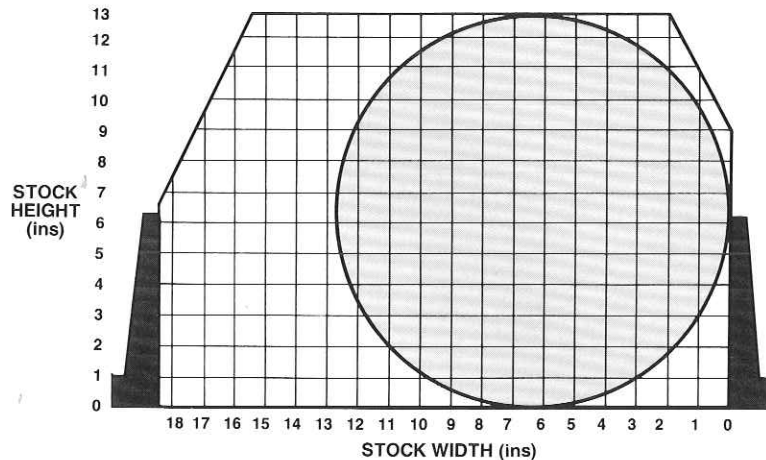


## Model H250A

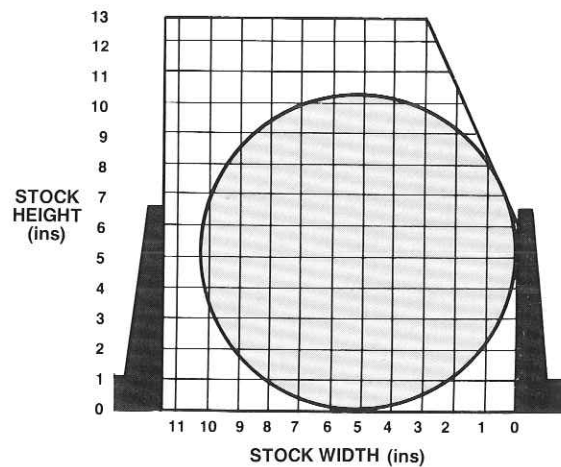


Cutting capacity at 90° only

## Model H325



Cutting capacity at 90°



Cutting capacity at 45°




# STARTRITE

## The finest and broadest range of METAL SAWING MACHINES


### Horizontal Bandsaws

21 Models  
7" to 26" capacities


**H175D**—7" x 11" capacity. All machines in the 7" series can be used in the horizontal or vertical position.




**H225W**—10" x 16" capacity. Five blade speeds easily changed. Blade loading from the top. 45° quick acting vise.




**H250A**—10" x 10" capacity. Fully automatic. Pre-set cut counter. Jog control. Feeds 1/8" to 24" lengths fast and accurately.



**H300A**—High Speed fully automatic horizontal cutoff with a full 13-inch capacity. Each setup and operation with all operators controls conveniently located.




**H660 Series**—Largest capacity (26" x 29") machine in our line. Features new column type machines. Both semi-automatic and automatic.




### Vertical Bandsaws

12 Models  
14" to 36" throats

**18T**—"T" & "V" Models are light duty vertical bandsaw machines and come with 18" or 24" throats featuring two-way tilt tables and are available with or without blade welders.




**24V**—Versatile and popular for sawing, band filing, band polishing and many other continuous cutting needs.




**V500F**—20" throat, 14" under guide, 3 h.p. motor. 50-5200 s.f.p.m. Newest addition to our vertical line.



**30RWH**—Hydraulic feed table allows precise control of feeds and speeds. Air chip blower, work light, sliding table and variable speed standard.




**316H**—Heavy duty models available in four versions with throat capacities of 15" and 36". Four-way tilt sliding tables available on all with mechanical or hydraulic feed.




### Circular Cut-off Saws

10 Models  
10" to 14" dia. blades

**CF275M**—3 3/4" diameter capacity. Produces a burr free mill finish on steel, and other ferrous and non-ferrous metals.




**CF350M**—4" diameter capacity. All models in this line come with base and blade as standard equipment.



**CN350MP**—CN Models specifically designed for cutting aluminum/non-ferrous and hard plastics. 4 3/4" diameter capacity. Available as completely manual, or with air vises, semi-automatic or fully automatic.



**CF350A**—4 3/4" diameter capacity. Completely automatic in one piece self-contained unit.



All models are complete with built-in coolant systems of 5 gal. capacity, 24 volt controls, a unique double, self-centering vise and powerful 2 speed; pole reversible motors.

A qualified field sales organization is readily available to the Startrite Distributor for sales and service assistance.

**STARTRITE** *Sterling*  
INCORPORATED. MACHINERY EXCHANGE

3400 Covington Road • Kalamazoo, Michigan 49002  
(616) 341-2800 • Telex: 234 319

[www.SterlingMachinery.com](http://www.SterlingMachinery.com)

