

PRECISION MATTHEWS BENCH MILLS

A word of caution!

Many factories in Asia Pacific countries, especially China, produce **similar looking** milling machines, with similar seeming specs. The key word here is similar — the same they are not. Most of the mills described here have features unique to Precision Matthews, sometimes “under the hood”, sometimes clear spec differences. **Compare before you choose!**

Aside from an unusually **long, rock-solid warranty**, the following key factors apply to all Precision Matthews bench mills:


- **True-inch 10 TPI leadscrews** with 0.001” dial graduations (not metric approximations like the others)
- **Thrust bearings** on the leadscrews (not sleeves)
- **Industry standard R8** spindles
- **Quill DRO** (all models except PM-833T)
- **High precision** DRO options, 2- or 3-axis
- **Table power feed option** (X-axis) available on all models

One more thing to bear in mind — Precision Matthews is a company that’s “By Machinists For Machinists”. We go out of our way to provide meaningful tech support.

NOTE: DRO and/or power feed options may limit travel in X, Y or Z axes




PM-25MV-BD



Variable speed brushless motor with belt drive. Heavier castings than other mills of this size, exceptionally rugged column-to-base and headstock attachments.

Power: 110Vac, 60Hz, 1Φ	15A circuit
Drive: brushless dc, with belt	1 HP motor
Continuously variable spindle speed in 2 ranges	50 to 1250 & 100 to 2250
Table size	27-1/2 x 7-1/8"
T-slots (3)	12 mm
Weight, stand not incl., net	275 lb
Table height over bench top	7 in.
Height on stand, maximum/normal working	70 in./60 in.
Stand height	30 in.
Width, handwheel to handwheel, table full left to full right	58-1/4 in.
Overall depth, front to back	23-1/2 in.
X-axis travel	19 in.
Y-axis travel	7 in.
Z-axis headstock travel	13 in.
Quill travel	2 in.
Spindle nose to table, max.	13 in.

PM-727M



Single speed ac motor with 6 speed gearbox. Great value for a machine of this weight (200 lbs heavier than the PM-25MV-BD).

Power: 110Vac, 60Hz, 1Φ	15A circuit
Drive: 6-speed gearbox	1.2 HP ac motor
Choice of 6 spindle speeds	115, 220, 320, 600, 1120, 1700
Table size	27-1/2 x 7-1/8"
T-slots (3)	12 mm
Weight, stand not incl., net	475 lb
Table height over bench top	8-1/2 in.
Height on stand, maximum/normal working	76 in./71 in.
Stand height	27-5/8 in.
Width, handwheel to handwheel, table full left to full right	55 in.
Overall depth, front to back	30 in.
X-axis travel	15 in.
Y-axis travel	8-1/2 in.
Z-axis headstock travel	16 in.
Quill travel	3 in.
Spindle nose to table, max.	18-1/4 in.

PM-727V



Similar to PM-727M, except for variable speed motor (brushless dc), and very wide range of spindle speeds, 40 to 3000 rpm.

Power: 110Vac, 60Hz, 1Φ	15A circuit
Drive: 6-speed gearbox	1.5 HP dc motor
Continuously variable spindle speed in 6 ranges	40 to 3000
Table size	27-1/2 x 7-1/8"
T-slots (3)	12 mm
Weight, stand not incl., net	475 lb
Table height over bench top	8-1/2 in.
Height on stand, maximum/normal working	76 in./71 in.
Stand height	27-5/8 in.
Width, handwheel to handwheel, table full left to full right	55 in.
Overall depth, front to back	30 in.
X-axis travel	15 in.
Y-axis travel	8-1/2 in.
Z-axis headstock travel	16 in.
Quill travel	3 in.
Spindle nose to table, max.	18-1/4 in.


PM-30MV



A compact heavyweight: BIG 8" x 33" table, 2HP variable speed brushless motor with belt drive, precision ground ways, rock-solid column and headstock.

Power: 220Vac, 60Hz, 1Φ	15A circuit
Drive: brushless dc, with belt	2 HP motor
Continuously variable spindle speed in 2 ranges	50 to 1500 & 1400 to 3000
Table size	33 x 8-1/4"
T-slots (3)	14 mm
Weight, stand not incl., net	530 lb
Table height over bench top	8 in.
Height on stand, maximum/normal working	76 in./67 in.
Stand height	28 in.
Width, handwheel to hand-wheel, table full left to full right	68 in.
Overall depth, front to back	31 in.
X-axis travel	23 in.
Y-axis travel	8-3/4 in.
Z-axis headstock travel	14 in.
Quill travel	3 in.
Spindle nose to table, max.	16 in.


PM-932M



A big step up in weight, but not price. This is an excellent value mid-range machine, with many options.

Power: 220Vac, 60Hz, 1Φ	20A circuit
Drive: 6-speed gearbox	1.5 HP ac motor
Choice of 6 spindle speeds	90, 210, 345, 670, 1180, 1970
Table size	31-1/2 x 9-1/2"
T-slots (3)	14 mm
Weight, stand not incl., net	850 lb
Table height over bench top	10-3/4 in.
Height on stand, maximum/normal working	81 in./76 in.
Stand height	24 in.
Width, handwheel to hand-wheel, table full left to full right	67 in.
Overall depth, front to back	30 in.
X-axis travel	22-3/8 in.
Y-axis travel	8 in.
Z-axis headstock travel	17 in.
Quill travel	5 in.
Spindle nose to table, max.	18 in.


PM-940M



Our largest, heaviest bench mill with a massive 40 inch long table. Similar options to the PM-932M.

Power: 220Vac, 60Hz, 1Φ	20A circuit
Drive: 6-speed gearbox	2 HP ac motor
Choice of 6 spindle speeds	90, 210, 345, 670, 1180, 1970
Table size	40 x 9-1/2"
T-slots (3)	14 mm
Weight, stand included, net	1350 lb
Table height from floor	35 in.
Height on stand, maximum/normal working	85 in./82 in.
Stand height	24 in.
Width, handwheel to hand-wheel, table full left to full right	78 in.
Overall depth, front to back	34 in.
X-axis travel	28 in.
Y-axis travel	12 in.
Z-axis headstock travel	20 in.
Quill travel	5 in.
Spindle nose to table, max.	22 in.

PM-833T



A top quality, heavy bench mill from Taiwan. Industrial quality features include hand-scraped ways and one-shot lubrication system.

Power: 220Vac, 60Hz, 1Φ	20A circuit
Drive: 6-speed gearbox	2 HP ac motor
Choice of 6 spindle speeds	60, 130, 230, 450, 800, 1500
Table size	33 x 8-1/4"
T-slots (3)	5/8 in.
Weight, stand not incl., net	950 lb
Table height over bench top	10-1/4 in.
Height on stand, maximum/normal working	88 in./75 in.
Stand height	30 in.
Width, handwheel to hand-wheel, table full left to full right	73 in.
Overall depth, front to back,	30 in.
X-axis travel	23-3/8 in.
Y-axis travel	11 in.
Z-axis headstock travel	17-1/2 in.
Quill travel	5 in.
Spindle nose to table, max.	20-1/2 in.